





TalentLens Online
Quick overview of the platform





Quick explanation



Log in



Homepage




Test catalogue



Assignment



Generate and send reports




Log-in

The screenshot shows the Pearson TalentLens Online homepage. At the top left is the Pearson TalentLens logo. At the top right is a 'Log In' button. The main content area has a light green background with a decorative pattern of yellow and green circles on the right. The text reads: 'Welkom bij TalentLens Online', 'TalentLens geeft hoogstaande HR Assessments uit voor selectie- en ontwikkeldoelinden met een focus op de vaardigheden van de 21e eeuw. TalentLens heeft onder andere de Watson-Glaser Critical Thinking Appraisal, de SOSIE 2nd Generation, Ravens en 20 andere betrouwbare assessments in portfolio.' Below this is a dark blue bar with contact information: '020 581 5570 | www.talentlens.nl | LinkedIn icon'. At the bottom of the page is a 'Need administrative access?' section with a 'Register Today!' button.

The organization and candidates can access the platform in an online environment through a fully customizable homepage. Add your logo, your colors and set a personalized greeting.



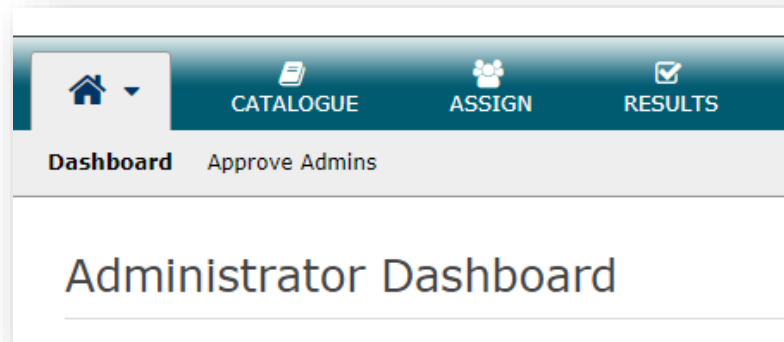
TalentLens Online
Platform - homepage



Platform Homepage


From this page, you can access all the different functionalities from the platform:

- Fill your inventory
- Batteries Generation
- Test Assignment
- Generation of reports

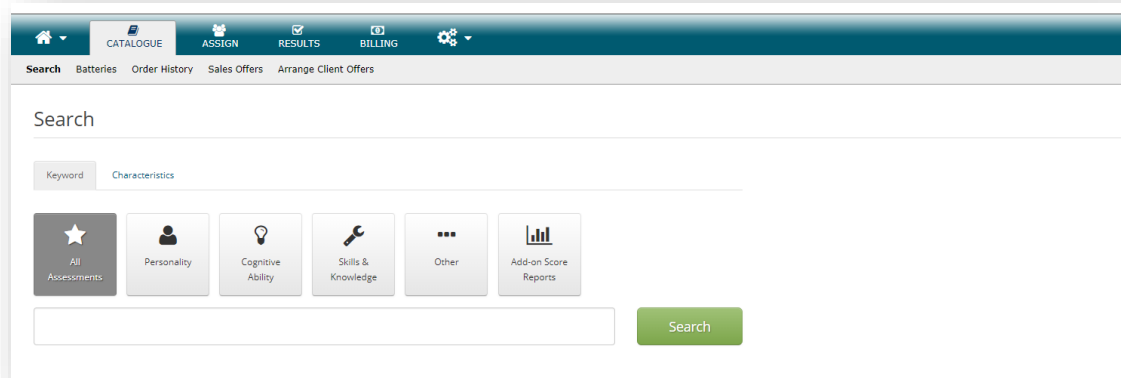




TalentLens Online Catalogue and Pricing

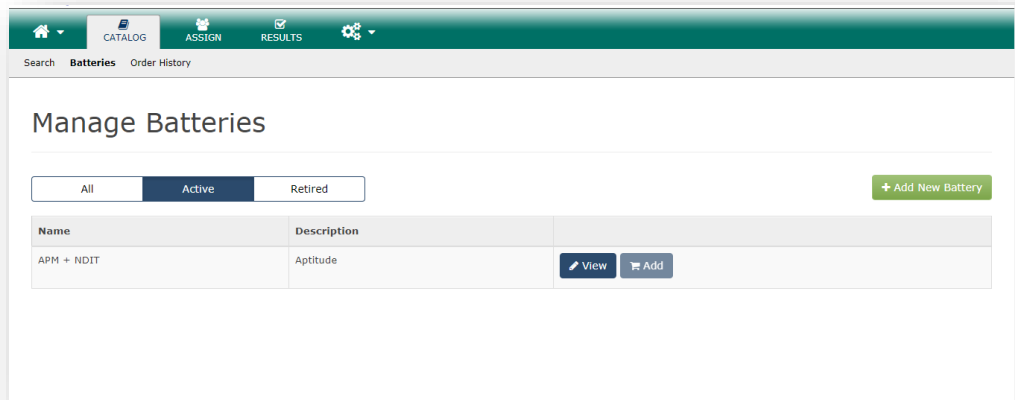


Catalogue Tests



From the catalog, you are able to select the products for which you are entitled. Use the Search option to find the right product. By selecting the product and adding it to your cart you can fill your inventory. Please note, Dutch and UK customers do not pay upfront, but only get charged for tests that have been activated by the test taker.

Catalogue Testbattery



Search Batteries Order History

Manage Batteries


All Active Retired [+ Add New Battery](#)

Name	Description	
APM + NDT	Aptitude	View Add

If you want to send more than one test to a candidate, you should use the 'Batteries' option. In this way you can easily combine tests and generate one report in the end. Do not forget to add the battery to your inventory after creating it.



TalentLens Online Assignment



Assign

Assign a test

Assignment

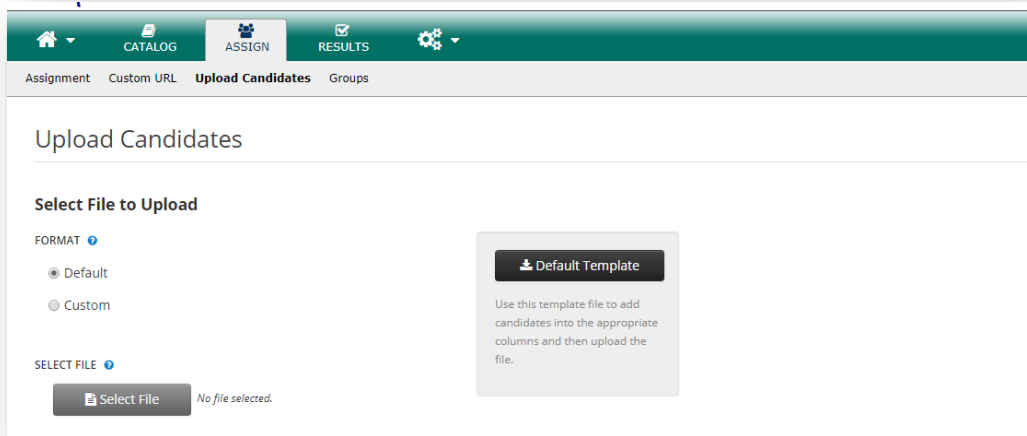
Select Products Assessments

Add	Name	Quantity Available	Type
No data to display			

Select one or more test (s) and assign the test (s) directly to a candidate. After setting the language and normgroups you can choose to use a standard invitation email or customize (and save) your own version. You could also choose to not send an e-mail via the platform, but use the onsite testing link.

Assign

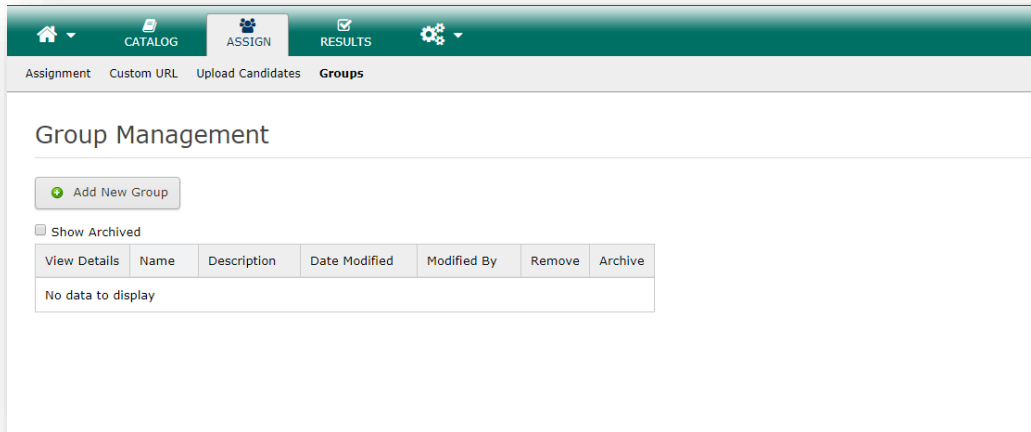
Import candidates



If you wish, you can import a list of several candidates directly into your environment via a CSV file. In this way administrators can upload a large batch of candidates in one go. You could use our format or choose to use your own format (by using the custom option).

Assign

Create groups




The screenshot shows the 'Group Management' interface in the 'ASSIGN' tab of the TalentLens Online system. The navigation bar includes 'Assignment', 'Custom URL', 'Upload Candidates', and 'Groups'. The main content area features an 'Add New Group' button, a 'Show Archived' checkbox, and a table with columns for 'View Details', 'Name', 'Description', 'Date Modified', 'Modified By', 'Remove', and 'Archive'. The table currently displays 'No data to display'.

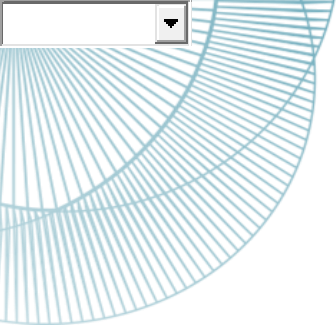
View Details	Name	Description	Date Modified	Modified By	Remove	Archive
No data to display						

Create groups in order to keep an overview of a large batch of candidates. You can easily download all the reports in one go.



TalentLens Online Generating reports





Results

Product Status Matrix

The screenshot shows the TalentLens Online interface. At the top, there is a navigation bar with icons for Home, Catalog, Assign, Results, and Settings. Below this, there are tabs for Status/Score Reports, Candidates, and Data Exports. The main content area is titled "Product Status Matrix" and includes a sub-option "+ View by Status". A table displays the status of tests:

Product Title	Available	Assigned	Completed	Expired	Withdrawn
Raven's™ Advanced Progressive Matrices (APM-III) - FR (French)	-	1	1	-	-

Access this option and gain insight into:


- The tests still available in inventory
- The number of tests assigned
- The number of tests completed
- Identify the expired tests
- Identify withdrawn tests

Results Candidates

Here you can view the reports for the completed tests. If a candidate has just completed several tests, you can also merge the reports into one document.

The screenshot displays the 'RESULTS' section of the TalentLens Online interface. The main heading is 'Product Results - Raven's™ Advanced Progressive Matrices (APM-III) - FR (French)'. Below this, there is a search bar and a date range filter set to '11/24/2017' to '02/22/2018'. A 'View Report' button is visible next to the candidate's name. The table below shows the test results for the candidate.

	Assigned By	Date Completed	Name	APM3_FR_TOT	APM3_FR_TOT_Perc	APM3_FR_Tscore	APM3_FR_Stan
<input type="checkbox"/>	Kurt Bang	02/22/2018	Sam Sample	-1.401	1	27	1



TalentLens

More insight more impact

More information?

Look at the instruction movies to get to know our platform,
[click here](#)

Or contact our Customer Service

E: info@talentlens.nl

T: +31(0)20 581 5500